



MUNICIPAL GOVERNMENT

CITY OF SPRUCE GROVE



City Hall



Development and building permits and fees



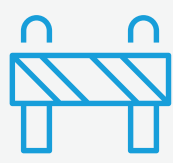
Family and Community Support Services

(20% Municipal government / 80% Provincial government)

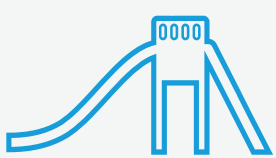


Municipal police force

(ie. Parkland RCMP)



Local road maintenance and improvement



Parks, trails and playgrounds



Property tax

(municipal portion)



Protective Services



Recreation facilities



Senior's supportive housing

(ie. Meridian Foundation)

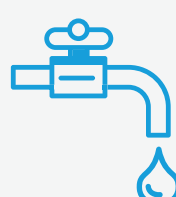


Social services

(education and awareness of services available)



Transit



Utilities

(water, sewer, wastewater)



Waste collection

PROVINCIAL GOVERNMENT

ALBERTA



Employer and employee supports



Family and Community Support Services

(80% Provincial government / 20% Municipal government)



Highways



Hospitals



Housing



Justice



Landlord and tenant supports



Post-secondary education



Property tax

(provincial portion)



Safety enforcement



Schools



Social services

(treatment and specialized services, domestic violence shelters)



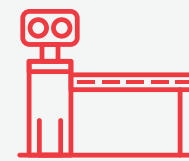
Student loans

FEDERAL GOVERNMENT

CANADA



Airports



Borders and passports



Broadcasting and telecommunications



Canada Child Benefit



Charter of Human Rights



Employment insurance




Fisheries, oceans and national parks



Income tax



International travel and support for Canadians abroad



Mortgages

(ie. Canadian Mortgage and Housing Corporation)



National RCMP



National defence and veteran's affairs



Postal service



Student loans